



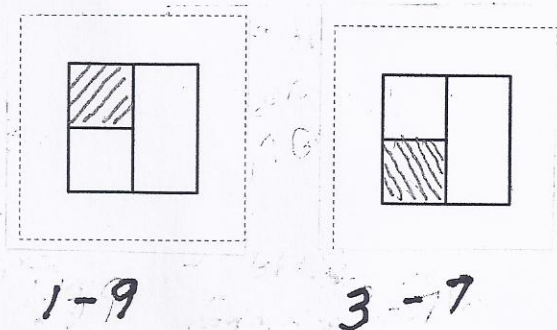
FOUR CORNERS
DUE JUNE 12, 2012
9" finished block



Four Corners

1,3,7,9


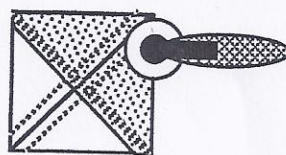

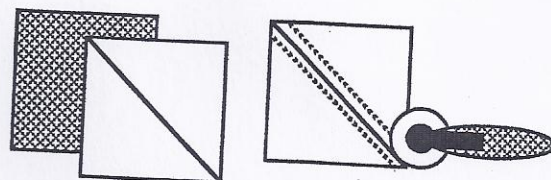
Cut 4--2 x 3 1/2" rectangles from the gold.
Cut 4--2" squares from the gold and the dark blue. Sew the 2" squares together, then sew to the gold rectangle to make a 3 1/2" square.



2,4,5,6,8

5---3 1/2" hour glass squares.

Cut 3--4 1/2" squares from the dark blue and the lighter blue. Pair up a dark and a lighter blue. Mark a line from corner to corner. Sew 1/4" from the line on both sides. Cut on the line. Press to the dark. Turn 1 square half way around and lay it on the other square butting up the seams. Mark another line from corner to corner, sew 1/4" on both side. Cut on the line. Press. You will get 2 hour glass squares from each pair. You will have one leftover. Assemble using the grid on the first page as a sample.



Happy sewing!!!!!!!